

# PRODUCT SELECTION GUIDE

for Original Equipment Manufacturers





Performance-proven solutions for sound absorption, thermal efficiency, tensile strength, and ease of fabrication and installation.

**At Johns Manville**, we are dedicated to consistently providing you with reliable, technologically advanced solutions you can count on. JM product quality, in combination with our excellent customer support and technical assistance, has made us a preferred brand among Original Equipment Manufacturers.

Every application demands its own materials, specific properties and unique construction. JM provides a variety of cost-effective products and innovative technical solutions to match your unique needs.

This selection guide provides a quick overview of the broad range of JM insulation products available to Original Equipment Manufacturers. These products set the industry standard for quality, consistency and performance. At Johns Manville, we create inventive solutions to match your evolving needs.



## The Markets We Serve

JM provides a wide variety of insulation products in a multitude of sizes, densities and configurations to match evolving needs. These products have been designed and developed specifically for appliance, HVAC equipment, and office interior applications. They help you create healthier environments and provide excellent thermal control, acoustical dampening, and flame and mold resistance.



### HVAC

JM insulation effectively dampens sound and reduces thermal transfer, making equipment quieter and more efficient. We offer a variety of proven and innovative insulation solutions for equipment such as mixing boxes, room and rooftop air conditioners, compressor units, domestic furnaces and heat pumps. When needed, JM also offers vapor retarders for condensation control.



### OFFICE INTERIORS

JM insulation provides excellent sound attenuation and absorption as well as critical fire resistance in furniture systems, ceiling tiles and wall and panel constructions.



### APPLIANCES


Our insulation is carefully designed for major appliances such as ranges, ovens, water heaters, washers, dryers, dishwashers and refrigerators. In addition to absorbing sound within a particular frequency range, it also prevents thermal transfer. JM insulation comes in a full range of sizes, densities and forms and can be specially fabricated to make final assembly quicker and easier, or to solve critical thermal and acoustic needs.



### SPECIALTY

JM will provide a variety of specialty solutions to meet the evolving needs of Original Equipment Manufacturers. We partner with our customers on any challenge – large or small – saving you time and money with products that deliver consistent performance during fabrication, installation and end-use.

Visit [www.jm.com](http://www.jm.com) OEM Insulation for additional product information.



# PLAIN







| Microlite®<br>Fiberglass Insulation  |                                  | DuraCore®<br>HVAC Equipment Insulation  |                                  | Tuf-Glas®/Valulite®<br>HVAC Equipment Insulation   |                                  | SG Series Spin-Glas®<br>Fiberglass Insulation  |               | Exact-O-Board®<br>HVAC Equipment Liner  |                    |   |  |                    |      |
|--|----------------------------------|---|----------------------------------|--|----------------------------------|--|---------------|---|--------------------|---|--|--------------------|------|
|    |                                  |    |                                  |   |                                  |    |               |    |                    |   |  |                    |      |
| <p>A lightweight and highly resilient blanket-type thermal and acoustical insulation made of flame-attenuated glass fibers bonded with a thermosetting resin.</p> <p><b>Temperature Limit:</b> 350°F<br/><b>Applications:</b> Acoustical panels/partitions, HVAC equipment, pipe wrap kits, appliance, other</p> |                                  | <p>A lightweight, highly resilient, blanket-type insulation with a thermosetting phenolic resin designed to provide this product with excellent core strength.</p> <p><b>Temperature Limit:</b> 350°F unfaced<br/><b>Applications:</b> HVAC equipment</p> |                                  | <p>A lightweight, highly resilient blanket-type thermal and acoustical insulation made from borosilicate glass fibers bonded with a thermosetting resin, designed to provide good core strength.</p> <p><b>Temperature Limit:</b> 350°F unfaced<br/><b>Applications:</b> HVAC equipment, acoustical panels/partitions, pipe wrap kits, appliances, other equipment</p> |                                  | <p>An efficient thermal and acoustical blanket made from rotary-process glass fibers bonded with a thermosetting resin.</p> <p><b>Temperature Limit:</b> 350°F<br/><b>Applications:</b> Refrigerators &amp; freezers, transportation, water heater retrofit kits, HVAC equipment, other appliances</p> |               | <p>A rugged, board-type fiberglass insulation bonded with a thermosetting resin.</p> <p><b>Temperature Limit:</b> 350°F<br/><b>Maximum Air Velocity:</b> 1/4" - 2,000 fpm, 3/8" - 1,600 fpm. Smoother surface should face the airstream.<br/><b>Applications:</b> Appliance, HVAC equipment</p> |                    |   |  |                    |      |
| <b>Available Density &amp; Thickness<sup>1</sup></b>   |                                  |   |                                  |  |                                  |  |               |   |                    |   |  |                    |      |
| 0.60 - 3.00 pcf<br>0.25" - 3.00"   |                                  | 1.80 pcf<br>0.50" - 1.00"   |                                  | 1.30 & 1.60 pcf<br>0.50" - 1.00"   |                                  | 0.55 - 2.20 pcf<br>0.50" - 4.00"   |               | 2.00 - 3.00 pcf<br>0.25" - 0.375"   |                    |   |  |                    |      |
| <b>Thermal Conductivity (k)/Thermal Conductance (C)<br/>per ASTM C518 Mean Temp @ 75°F</b>   |                                  |   |                                  |  |                                  |  |               |   |                    |   |  |                    |      |
| Density (pcf)  | Btu in/ (hr-ft <sup>2</sup> -°F) | Density (pcf)   | Btu in/ (hr-ft <sup>2</sup> -°F) | Density (pcf)  | Btu in/ (hr-ft <sup>2</sup> -°F) | Type   | Density (pcf) | Btu in/ (hr-ft <sup>2</sup> -°F)  | Density (pcf)      | Thickness (inches)  | Btu in/ (hr-ft <sup>2</sup> -°F)   |                    |      |
| 0.60   | 0.30                             | 1.80  | 0.24                             | Tuf-Glas/Valulite - 25   |                                  | SG-26  | 1.04          | 0.26  | 3.00               | 1/4   | 0.22   |                    |      |
| 1.50   | 0.24                             |   |                                  | 1.30   | 0.25                             | SG-24  | 1.56          | 0.24  | 2.00               | 3/8   | 0.23   |                    |      |
| 3.00   | 0.22                             |   |                                  | Tuf-Glas/Valulite - 24   |                                  | SG-22  | 2.20          | 0.23  |                    |   |  |                    |      |
|  |                                  |   |                                  | 1.60   | 0.24                             |  |               |   |                    |   |  |                    |      |
| <b>Acoustical Performance<sup>2</sup> ASTM C423, Type "A" Mounting<br/>NRC (Noise Reduction Coefficient)</b>   |                                  |   |                                  |  |                                  |  |               |   |                    |   |  |                    |      |
| Density (pcf)  | Thickness (inches)               | NRC   | Thickness (inches)               | NRC  | Thickness (inches)               | NRC  | Type          | Density (pcf)   | Thickness (inches) | NRC   | Density (pcf)  | Thickness (inches) | NRC  |
| 0.60   | 1/2                              | 0.40  | 1/2                              | 0.40   | Tuf-Glas/Valulite - 25           |  | SG-26         | 1.04  | 1                  | 0.65  | 3.00   | 1/4                | 0.20 |
| 1.50   | 1/2                              | 0.45  | 3/4                              | 0.50   | 3/4                              | 0.50   | SG-24         | 1.56  | 1                  | 0.65  | 2.00   | 3/8                | 0.30 |
| 3.00   | 1/2                              | 0.50  | 1                                | 0.65   | 1                                | 0.65   | SG-22         | 2.20  | 1                  | 0.70  |  |                    |      |
|  |                                  |   |                                  | Tuf-Glas/Valulite - 24   |                                  |  |               |   |                    |   |  |                    |      |
|  |                                  |   |                                  | 1/2  | 0.40                             |  |               |   |                    |   |  |                    |      |
|  |                                  |   |                                  | 3/4  | 0.55                             |  |               |   |                    |   |  |                    |      |
|  |                                  |   |                                  | 1  | 0.65                             |  |               |   |                    |   |  |                    |      |
| <b>Specification Compliance</b>  |                                  |   |                                  |  |                                  |  |               |   |                    |   |  |                    |      |
| ASTM C 1071, Type 1<br>ASTM E84<br>UL 723<br>CAN/ULC S102-M88<br>NFPA 90A and 90B, FHC 25/50   |                                  | ASTM C 1071, Type 1<br>ASTM E84<br>UL 723<br>CAN/ULC S102-M88<br>NFPA 90A and 90B, FHC 25/50  |                                  | ASTM C 1071, Type 1<br>ASTM E84<br>UL 723<br>CAN/ULC S102-M88<br>NFPA 90A and 90B, FHC 25/50   |                                  | ASTM C 1071, Type 1<br>ASTM E84<br>UL 723<br>CAN/ULC S102-M88<br>NFPA 90A and 90B, FHC 25/50   |               | ASTM C 1071, Type 1<br>ASTM E84<br>UL 723<br>CAN/ULC S102-M88<br>NFPA 90A and 90B, FHC 25/50  |                    |   | ASTM C 1071, Type 1<br>ASTM E84<br>UL 723<br>CAN/ULC S102-M88<br>NFPA 90A and 90B, FHC 25/50 |                    |      |
|   |                                  |    |                                  |   |                                  |   |               |    |                    |  |  |                    |      |
| Flame-Attenuated   |                                  | Rotary  |                                  | Rotary   |                                  | Rotary   |               | Rotary  |                    |   | Flame-Attenuated   |                    |      |




<sup>1</sup>Density and thickness may vary. See product specifications for more details.

<sup>2</sup>Additional densities and thicknesses may be available. See product specifications for more details.

## BOARD






## COATED





| Equipment Spin-Glas® Board  |                                 |      | Whispertone® Wallboard Acoustical Insulation  |                                 |      | Whispertone® Tackboard Acoustical Insulation  |                    |      |
|---|---------------------------------|------|---|---------------------------------|------|---|--------------------|------|
|    |                                 |      |    |                                 |      |   |                    |      |
| <p>A rigid board manufactured from fine, rotary-process glass fibers bonded with a special thermosetting resin.</p> <p><b>Facing/Coating:</b> Plain, FSK, Coated<br/> <b>Temperature Limit:</b> 450°F unfaced<br/> <b>Maximum Air Velocity:</b> 5,000 fpm (coated)<br/> <b>Applications:</b> Office partitions, ceiling panels, wall panels, HVAC equipment</p> |                                 |      | <p>An amber colored fiberglass board manufactured from fine, rotary-process, borosilicate glass fibers bonded with a special thermosetting resin to produce a smooth-surface structurally rigid board-type insulation.</p> <p><b>Facing/Coating:</b> Plain, FSK<br/> <b>Temperature Limit:</b> 250°F<br/> <b>Applications:</b> Office partitions, ceiling panels, wall panel applications</p> |                                 |      | <p>A fiberglass board made with mat facers on one or both surfaces. The borasilicate glass fibers offer uniform thickness, rigidity, color and smoothness.</p> <p><b>Facing/Coating:</b> Evalith™ Glass Mat<br/> <b>Temperature Limit:</b> 250°F<br/> <b>Applications:</b> Acoustical partitions, appliance, other tackable uses, wall panels</p> |                    |      |
| Available Density & Thickness <sup>1</sup>  |                                 |      |   |                                 |      |   |                    |      |
| 3.00 - 6.00 pcf<br>0.625" - 4.00"   |                                 |      | 2.50 - 6.00 pcf<br>0.46" - 4.00"  |                                 |      | 2.50 - 6.00 pcf<br>0.25" - 0.625"   |                    |      |
| Thermal Conductivity (k)/Thermal Conductance (C) per ASTM C518 Mean Temp @ 75°F   |                                 |      |   |                                 |      |   |                    |      |
| Density (pcf)   | Btu in/(hr-ft <sup>2</sup> -°F) |      | Density (pcf)   | Btu in/(hr-ft <sup>2</sup> -°F) |      |   |                    |      |
| 3.00  | 0.23                            |      | 3.00  | 0.23                            |      |   |                    |      |
| 4.25  | 0.23                            |      | 4.25  | 0.23                            |      |   |                    |      |
| 6.00  | 0.23                            |      | 6.00  | 0.23                            |      |   |                    |      |
| Acoustical Performance <sup>2</sup> ASTM C423, Type "A" Mounting NRC (Noise Reduction Coefficient)  |                                 |      |   |                                 |      |   |                    |      |
| Density (pcf)   | Thickness (inches)              | NRC  | Density (pcf)   | Thickness (inches)              | NRC  | Density (pcf)   | Thickness (inches) | NRC  |
| 3.00  | 1                               | 0.70 | 3.00  | 1                               | 0.70 | 2.50  | 0.55               | 0.45 |
| 4.25  | 1                               | 0.80 | 3.00  | 2                               | 0.95 | 4.20  | 0.30               | 0.25 |
| 6.00  | 1                               | 0.80 | 4.00  | 1                               | 0.70 | 6.00  | 0.25               | 0.25 |
|   |                                 |      | 5.00  | 0.46                            | 0.35 |   |                    |      |
|   |                                 |      | 6.00  | 1                               | 0.80 |   |                    |      |
|   |                                 |      | 6.00  | 2                               | 1.00 |   |                    |      |
| Specification Compliance  |                                 |      |   |                                 |      |   |                    |      |
| ASTM C 1071, Type 1<br>ASTM E84<br>UL 723<br>CAN/ULC S102-M88<br>NFPA 90A and 90B, FHC 25/50  |                                 |      | ASTM E84<br>UL 723<br>CAN/ULC S102-M88<br>NFPA 90A and 90B, FHC 25/50   |                                 |      | ASTM E84<br>UL 723<br>CAN/ULC S102-M88  |                    |      |
|    |                                 |      |    |                                 |      |    |                    |      |
| Rotary  |                                 |      | Rotary  |                                 |      | Flame-Attenuated  |                    |      |

| Micromat® RX HVAC Equipment Liner  |                    |                              |
|--|--------------------|------------------------------|
|   |                    |                              |
| <p>A flexible fiberglass equipment liner with a durable mat facing and an acrylic coating that contains an EPA-registered, immobilized antimicrobial agent.</p> <p><b>Temperature Limit:</b> 250°F<br/> <b>Maximum Air Velocity:</b> 5,000 fpm<br/> <b>Applications:</b> HVAC equipment, other equipment</p> |                    |                              |
| Available Density & Thickness <sup>1</sup>   |                    |                              |
| 1.50 - 2.00 pcf<br>0.50" - 1.00"   |                    |                              |
| Thermal Conductivity (k)/Thermal Conductance (C) per ASTM C518 Mean Temp @ 75°F  |                    |                              |
| Density (pcf)  | Thickness (inches) | Btu/(hr-ft <sup>2</sup> -°F) |
| 1.50   | 1                  | 0.24                         |
| 2.00   | 3/4                | 0.31                         |
| 2.00   | 1/2                | 0.46                         |
| <p>Since Micromat RX is a composite material, thermal conductance (C) is used.</p>   |                    |                              |
| Acoustical Performance <sup>2</sup> ASTM C423, Type "A" Mounting NRC (Noise Reduction Coefficient)   |                    |                              |
| Density (pcf)  | Thickness (inches) | NRC                          |
| 1.50   | 1                  | 0.70                         |
| 2.00   | 3/4                | 0.60                         |
| 2.00   | 1/2                | 0.55                         |
| Specification Compliance   |                    |                              |
| ASTM C 1071, Type 1<br>ASTM E84<br>UL 723<br>CAN/ULC S102-M88<br>NFPA 90A and 90B, FHC 25/50   |                    |                              |
|    |                    |                              |
| Flame-Attenuated   |                    |                              |

## MAT FACED

## DUAL DENSITY

| Micromat® HVAC Equipment Liner  |               |                                 | Exact-O-Mat® HVAC Equipment Liner  |                                 |                    | Whisperstone® Micromat® Insulation  |               |                    |      |  |
|---|---------------|---------------------------------|--|---------------------------------|--------------------|---|---------------|--------------------|------|--|
|   |               |                                 |   |                                 |                    |    |               |                    |      |  |
| <p>A flexible, resilient, blanket-type fiberglass insulation faced on one side with a smooth, durable, non-woven mat.</p> <p><b>Facing/Coating:</b> Evalith™ Glass Mat<br/> <b>Temperature Limit:</b> 250°F<br/> <b>Maximum Air Velocity:</b> 5,000 fpm<br/> <b>Applications:</b> HVAC equipment, VAV boxes, roof curbs</p> |               |                                 | <p>A flexible, resilient, blanket-type fiberglass insulation faced on one side with a smooth, durable, non-woven mat.</p> <p><b>Facing/Coating:</b> Evalith™ Glass Mat<br/> <b>Temperature Limit:</b> 250°F<br/> <b>Maximum Air Velocity:</b> 5,000 fpm<br/> <b>Applications:</b> HVAC equipment</p> |                                 |                    | <p>A highly resilient flame-attenuated, amber fiberglass insulation, faced with an off-white fiberglass mat. The mat facing on Whisperstone® Micromat® insulation provides a smooth surface with uniform color. The mat facing also adds rigidity to the product, making it easy to handle and fabricate.</p> <p><b>Facing/Coating:</b> Evalith™ Glass Mat<br/> <b>Temperature Limit:</b> 250°F<br/> <b>Applications:</b> Acoustical panels/partitions, other acoustical uses</p> |               |                    |      |  |
| Available Density & Thickness <sup>1</sup>  |               |                                 |  |                                 |                    |   |               |                    |      |  |
| 1.00 - 2.00 pcf<br>0.50" - 1.00"  |               |                                 | 0.75 - 3.00 pcf<br>0.25" - 1.00"   |                                 |                    | 1.80 - 2.00 pcf<br>0.25" - 1.00"  |               |                    |      |  |
| Thermal Conductivity (k)/Thermal Conductance (C) per ASTM C518 Mean Temp @ 75°F   |               |                                 |  |                                 |                    |   |               |                    |      |  |
| Type  | Density (pcf) | Btu in/(hr-ft <sup>2</sup> ·°F) | Density (pcf)  | Btu in/(hr-ft <sup>2</sup> ·°F) | Thickness (inches) | Btu in/(hr-ft <sup>2</sup> ·°F)   |               |                    |      |  |
| MM26  | 1.00          | 0.26                            | 0.75   | 0.28                            | 1/2                | 0.24  |               |                    |      |  |
| MM25  | 1.20          | 0.25                            | 1.50   | 0.25                            | 1                  | 0.24  |               |                    |      |  |
| MM24  | 1.50          | 0.24                            | 3.00   | 0.24                            |                    |   |               |                    |      |  |
| MM23  | 2.00          | 0.23                            |  |                                 |                    |   |               |                    |      |  |
| Acoustical Performance <sup>2</sup> ASTM C423, Type "A" Mounting NRC (Noise Reduction Coefficient)  |               |                                 |  |                                 |                    |   |               |                    |      |  |
| Type  | Density (pcf) | Thickness (inches)              | NRC  | Density (pcf)                   | Thickness (inches) | NRC   | Density (pcf) | Thickness (inches) | NRC  |  |
| MM26  | 1.00          | 1                               | 0.60   | 0.75                            | 1                  | 0.55  | 1.80          | 1/2                | 0.40 |  |
| MM25  | 1.20          | 1                               | 0.65   | 1.50                            | 1/2                | 0.45  | 1.80          | 1                  | 0.70 |  |
| MM24  | 1.50          | 1/2                             | 0.45   | 3.00                            | 1/4                | 0.20  |               |                    |      |  |
| MM23  | 2.00          | 1/2                             | 0.45   |                                 |                    |   |               |                    |      |  |
| Specification Compliance  |               |                                 |  |                                 |                    |   |               |                    |      |  |
| ASTM C 1071, Type 1<br>ASTM E84<br>UL 723<br>CAN/ULC S102-M88<br>NFPA 90A and 90B, FHC 25/50  |               |                                 | ASTM C 1071, Type 1<br>ASTM E84<br>UL 723<br>CAN/ULC S102-M88<br>NFPA 90A and 90B, FHC 25/50   |                                 |                    | ASTM E84<br>UL 723<br>CAN/ULC S102-M88<br>NFPA 90A and 90B, FHC 25/50   |               |                    |      |  |
|   |               |                                 |   |                                 |                    |   |               |                    |      |  |
| Flame-Attenuated  |               |                                 | Flame-Attenuated   |                                 |                    | Flame-Attenuated  |               |                    |      |  |

| Tuf-Skin® HVAC Equipment Liner   |                              | Tuf-Skin® II HVAC Equipment Liner  |                              |
|--|------------------------------|--|------------------------------|
|    |                              |   |                              |
| <p>A dual-density fiberglass blanket designed with a high-density skin and low-density core.</p> <p><b>Temperature Limit:</b> 250°F<br/> <b>Maximum Air Velocity:</b> 3,600 fpm<br/> <b>Applications:</b> HVAC equipment, mixing boxes</p> |                              | <p>A dual-density fiberglass blanket designed with a high-density skin and low-density core.</p> <p><b>Temperature Limit:</b> 250°F<br/> <b>Maximum Air Velocity:</b> 3,600 fpm<br/> <b>Applications:</b> HVAC equipment, mixing boxes</p> |                              |
| Available Thickness <sup>1</sup>   |                              |  |                              |
| 0.50" - 2.00"  |                              | 0.50" - 1.50"  |                              |
| Thermal Conductivity (k)/Thermal Conductance (C) per ASTM C518 Mean Temp @ 75°F  |                              |  |                              |
| Thickness (inches)   | Btu/(hr-ft <sup>2</sup> ·°F) | Thickness (inches)   | Btu/(hr-ft <sup>2</sup> ·°F) |
| 1/2  | 0.48                         | 1/2  | 0.52                         |
| 1  | 0.24                         | 1  | 0.26                         |
| 2  | 0.13                         | 1 1/2  | 0.18                         |
| Since Tuf-Skin and Tuf-Skin II insulations are dual density materials, thermal conductivity (k) cannot be used. Thermal conductance (C) is used.   |                              |  |                              |
| Acoustical Performance <sup>2</sup> ASTM C423, Type "A" Mounting NRC (Noise Reduction Coefficient)   |                              |  |                              |
| Thickness (inches)   | NRC                          | Thickness (inches)   | NRC                          |
| 1/2  | 0.45                         | 1/2  | 0.45                         |
| 1  | 0.70                         | 1  | 0.65                         |
| 2  | 1.00                         | 1 1/2  | 0.90                         |
| Specification Compliance   |                              |  |                              |
| ASTM C 1071, Type 1<br>ASTM E84<br>UL 723<br>CAN/ULC S102-M88<br>NFPA 90A and 90B, FHC 25/50   |                              | ASTM C 1071, Type 1<br>ASTM E84<br>UL 723<br>CAN/ULC S102-M88<br>NFPA 90A and 90B, FHC 25/50   |                              |
|   |                              |   |                              |
| Flame-Attenuated   |                              | Flame-Attenuated   |                              |

## XG Technology

### Spin-Glas® WH XG / Range-Glas® XG Thermal Insulation



A lightweight insulation made from rotary-process fiberglass. Provides excellent thermal performance for commercial and residential applications operating at hot-face temperatures up to 1000° F. While Spin-Glas WH XG / Range-Glas XG is made with a formaldehyde-free binder, first exposures of the insulation to elevated temperature ( $\geq 450^{\circ}\text{F}$ ), will result in some formaldehyde emissions.

**Temperature Limit:** 1000°F

**Applications:** Commercial and residential ranges, ovens, water heaters, and high temperature applications to 1000° F

#### Available Density & Thickness<sup>1</sup>

1.02 - 2.50 pcf  
1.00" - 4.00"

#### Thermal Conductivity (k)/Thermal Conductance (C) per ASTM C518 Mean Temp @ 75°F

| Density (pcf) | Btu/(hr-ft <sup>2</sup> -°F) |
|---------------|------------------------------|
| 1.02          | 0.26                         |
| 1.26          | 0.24                         |
| 1.76          | 0.23                         |
| 2.00          | 0.22                         |
| 2.50          | 0.22                         |

#### Acoustical Performance<sup>2</sup> ASTM C423, Type "A" Mounting NRC (Noise Reduction Coefficient)

| Density (pcf) | NRC  |
|---------------|------|
| 1.02          | 0.65 |
| 1.26          | 0.75 |
| 1.76          | 0.80 |
| 2.00          | 0.80 |
| 2.50          | 0.80 |

#### Specification Compliance

ASTM E84  
UL 723  
CAN/ULC S102-M88  
NFPA 90A and 90B, FHC 25/50



Rotary

## FORMALDEHYDE-FREE™

### Decrabrite™ XG Thermal and Acoustical Insulation



A translucent white Formaldehyde-free™ fiberglass blanket designed for use as a thermal and acoustical blanket. Its white coloring and light weight make it ideal for use in applications requiring semi-transparency for light diffusion.

**Temperature Limit:** 350°F

**Applications:** Skylights, light-diffusing architectural panels

### Decrabrite™ XG WR Thermal and Acoustical Insulation



A translucent white Formaldehyde-free™ fiberglass thermal and acoustical blanket with an additive to provide water repellency in applications where moisture condensation may occur. Its white coloring and light weight make it ideal for applications requiring semi-transparency for light diffusion.

**Temperature Limit:** 350°F

**Applications:** Skylights, light-diffusing architectural panels

### Microlite® XG Thermal and Acoustical Insulation



A naturally white and Formaldehyde-free™, light weight, highly resilient, blanket-type, thermal and acoustical insulation made of flame-attenuated glass fibers bonded with a thermosetting resin.

**Temperature:** 600°F unfaced

**Applications:** Acoustical panels, partitions, HVAC equipment, pipe wrap kits, appliances

#### Available Density & Thickness<sup>1</sup>

0.50 - 0.55 pcf  
0.25" - 1.125"

0.50 pcf  
0.25" - 1.125"

1.50 - 2.00 pcf  
1.00" - 2.00"

#### Thermal Conductivity (k)/Thermal Conductance (C) per ASTM C518 Mean Temp @ 75°F

| Density (pcf) | Btu in/(hr-ft <sup>2</sup> -°F) | Density (pcf) | Btu in/(hr-ft <sup>2</sup> -°F) | Density (pcf) | Btu in/(hr-ft <sup>2</sup> -°F) |
|---------------|---------------------------------|---------------|---------------------------------|---------------|---------------------------------|
| 0.50          | 0.31                            | 0.50          | 0.31                            | 1.50          | 0.24                            |
| 0.55          | 0.30                            |               |                                 | 2.00          | 0.23                            |

#### Acoustical Performance<sup>2</sup> ASTM C423, Type "A" Mounting NRC (Noise Reduction Coefficient)

| Density (pcf) | Thickness (inches) | NRC  | Density (pcf) | Thickness (inches) | NRC  | Density (pcf) | Thickness (inches) | NRC  |
|---------------|--------------------|------|---------------|--------------------|------|---------------|--------------------|------|
| 0.55          | 1/2                | 0.40 | 0.50          | 1 1/8              | 0.65 | 1.50          | 1                  | 0.70 |
| 0.55          | 3/4                | 0.50 |               |                    |      | 2.00          | 1                  | 0.70 |
| 0.55          | 1 1/8              | 0.65 |               |                    |      |               |                    |      |
| 0.50          | 1 1/8              | 0.65 |               |                    |      |               |                    |      |

#### Specification Compliance

ASTM E84  
UL 723  
CAN/ULC S102-M88

ASTM E84  
UL 723  
CAN/ULC S102-M88

ASTM C 1071, Type 1  
ASTM E84  
UL 723  
CAN/ULC S102-M88  
NFPA 90A and 90B, FHC 25/50



Flame-Attenuated

Flame-Attenuated

Flame-Attenuated



## Johns Manville Approved Fabricators

Johns Manville maintains strategic alliances with best-in-class independent fabricators who specialize in the fabrication of Johns Manville's OEM products. We are proud to partner with this select group of companies that share our unwavering commitment to consistency, performance and quality. Their extensive knowledge and expertise in optimizing solutions for diverse industries — such as HVAC, Appliance and Office Interior — assures the quality of your work.

Call Johns Manville at 800-654-3103 for the name of the Johns Manville Approved Fabricator best suited for your fabrication requirements.

---

The physical and chemical properties of the products listed herein represent typical, average values obtained in accordance with accepted test methods and are subject to normal manufacturing variations. They are supplied as a technical service and are subject to change without notice. Numerical flame spread and smoke developed ratings are not intended to reflect hazards presented by these or any other materials under actual fire conditions.

**All Johns Manville products are sold subject to Johns Manville's standard Terms and Conditions, which includes a Limited Warranty and Limitation of Remedy. For a copy of the Johns Manville standard Terms and Conditions or for information on other Johns Manville thermal insulation and systems, visit [www.jm.com/terms-conditions](http://www.jm.com/terms-conditions) or call (800) 654-3103.**

---

Johns Manville Performance Materials: OEM Insulation  
P.O. Box 5108 | Denver, CO 80217-5108 | 800-654-3103 | [www.jm.com](http://www.jm.com)

EI-76 11/21/23 (Replaces 12/12/19)

© 2023 Johns Manville  
All Rights Reserved

